




EgiAs Coated Carbide Starter Drill

# AD-(LS)-LDS

Volume 2.1



# FEATURES: AD-LDS • AD-LS-LDS

---

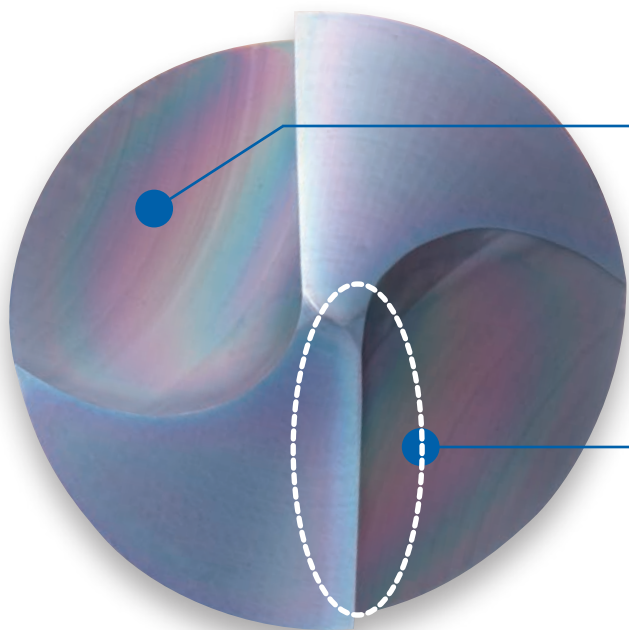
**1** Designed for a wide variety of materials

**2** New EgiAs Coating:  
Exceptional wear resistance  
& toughness

**3** Unique end cut geometry  
Stable cutting resistance



# KEY FEATURES & BENEFITS



EgiAs coating applies only to diameter sizes above 2mm.


EgiAs is a registered trademark of OSG Corporation.

Cutting geometry with superior sharpness and high chipping resistance

## EgiAs coating

### Exceptional Wear resistance and toughness


Constructed with extreme toughness, high wear and heat resistance characteristics to ensure stable and consistent tool life



Wear resistance

Periodic Nano-Layered Coating

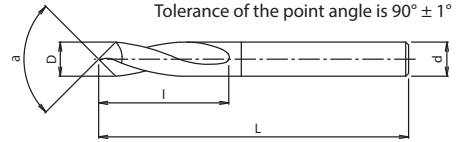
Tool	AD-LDS Ø12 X 90°
Work Material	S50C
Cutting Method	Centering
Cutting Speed	50 m/min (1.326 min <sup>-1</sup> )
Feed Rate	239 mm/min (0,18 mm/rev)
Coolant	Water Soluble
Machine	Horizontal Machining Center



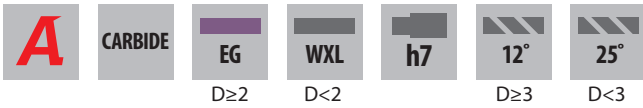
# EgiAs

# AD-LDS NEW SIZES

Drilling | Solid carbide | Centering



- First choice in quality and performance
- Carbide drill with EgiAs coating
- Carbide starter drill



EDP	D	α	L	l	d	Min. Drill Hole Size*	Price
8688951	3	60	48	9	3	1,2	
8688952	4	60	54	12	4	1,5	
8688953	6	60	72	15	6	1,9	
8688954	8	60	81	20	8	2,1	
8688955	10	60	93	24	10	2,5	
8688956	12	60	108	28	12	2,5	
8688930	0,5	90	38	1	3	0,25	
8688931	1	90	38	1,8	3	0,4	
8688932	2	90	38	2,5	3	1	
8688933	3	90	48	9	3	1,2	
8688934	4	90	54	12	4	1,5	
8688935	6	90	72	15	6	1,9	
8688936	8	90	81	20	8	2,1	
8688937	10	90	93	24	10	2,5	
8688938	12	90	108	28	12	2,5	
8688957	3	120	48	9	3	-	
8688958	4	120	54	12	4	-	
8688959	6	120	72	15	6	-	
8688960	8	120	81	20	8	-	
8688961	10	120	93	24	10	-	
8688962	12	120	108	28	12	-	
8688963	0,5	140	38	1	3	-	
8688964	1	140	38	1,8	3	-	
8688965	2	140	38	2,5	3	-	
8688966	3	140	48	9	3	-	
8688967	4	140	54	12	4	-	
8688968	6	140	72	15	6	-	
8688969	8	140	81	20	8	-	
8688970	10	140	93	24	10	-	
8688971	12	140	108	28	12	-	

\* These minimum drill hole sizes are used for chamfering operations.

Solid carbide | Centering

Drilling



# CUTTING CONDITIONS

Drilling | Solid carbide | Cutting conditions

## AD-LDS / AD-LS-LDS

### Centering

Vc	Low Carbon Steel - Mild Steel SS400 ~500N/mm <sup>2</sup>		Carbon Steel S50C 500 ~ 710N/mm <sup>2</sup>		Alloy Steel SCM 710 ~ 900N/mm <sup>2</sup>		Special Alloy Steel-Hardened SKD61 ~28HRC ~ 900N/mm <sup>2</sup>	
	63~80m/min		40~63m/min		32~50m/min		20~30m/min	
Ø	Speed (min <sup>-1</sup> )	Feed Rate (mm/rev.)	Speed (min <sup>-1</sup> )	Feed Rate (mm/rev.)	Speed (min <sup>-1</sup> )	Feed Rate (mm/rev.)	Speed (min <sup>-1</sup> )	Feed Rate (mm/rev.)
0,5	20.000	0,005 ~ 0,02	25.000	0,005 ~ 0,02	20.000	0,005 ~ 0,02	16.000	0,005 ~ 0,02
1	10.000	0,01 ~ 0,03	16.000	0,01 ~ 0,03	10.000	0,01 ~ 0,03	8.000	0,01 ~ 0,03
2	5.000	0,03 ~ 0,06	8.000	0,03 ~ 0,06	5.000	0,03 ~ 0,06	4.000	0,03 ~ 0,06
3	7.500	0,04 ~ 0,08	5.500	0,04 ~ 0,08	4.500	0,04 ~ 0,08	2.700	0,04 ~ 0,08
4	5.700	0,05 ~ 0,1	4.100	0,05 ~ 0,1	3.300	0,05 ~ 0,1	2.000	0,05 ~ 0,1
6	3.800	0,06 ~ 0,12	2.700	0,06 ~ 0,12	2.300	0,06 ~ 0,12	1.300	0,06 ~ 0,12
8	2.800	0,08 ~ 0,15	2.000	0,08 ~ 0,15	1.700	0,08 ~ 0,15	1.000	0,08 ~ 0,15
10	2.300	0,1 ~ 0,18	1.700	0,1 ~ 0,18	1.400	0,1 ~ 0,18	800	0,1 ~ 0,18
12	1.900	0,12 ~ 0,21	1.400	0,12 ~ 0,21	1.200	0,12 ~ 0,21	650	0,12 ~ 0,21

Vc	Special Alloy Steel-Hardened SKD11 ~34HRC ~ 1060N/mm <sup>2</sup>		Tool Steel		Cast Iron - Ductile cast iron FCD250-FC400 ~ 500N/mm <sup>2</sup>		Aluminium - Alloy Casting ADC - AC4D	
	16~22m/min		16~22m/min		63~100m/min		80~160m/min	
Ø	Speed (min <sup>-1</sup> )	Feed Rate (mm/rev.)	Speed (min <sup>-1</sup> )	Feed Rate (mm/rev.)	Speed (min <sup>-1</sup> )	Feed Rate (mm/rev.)	Speed (min <sup>-1</sup> )	Feed Rate (mm/rev.)
0,5	12.000	0,005 ~ 0,02	12.000	0,005 ~ 0,02	Note 2.	0,005 ~ 0,015	Note 2.	0,02 ~ 0,04
1	6.000	0,01 ~ 0,03	6.000	0,01 ~ 0,03	20.000	0,01 ~ 0,03	Note 2.	0,04 ~ 0,07
2	3.000	0,03 ~ 0,06	3.000	0,03 ~ 0,06	12.000	0,03 ~ 0,06	15.000	0,06 ~ 0,14
3	2.000	0,04 ~ 0,08	2.000	0,04 ~ 0,08	8.000	0,05 ~ 0,09	12.000	0,1 ~ 0,22
4	1.500	0,05 ~ 0,1	1.500	0,05 ~ 0,1	6.500	0,07 ~ 0,12	9.500	0,12 ~ 0,25
6	1.000	0,06 ~ 0,12	1.000	0,06 ~ 0,12	4.300	0,12 ~ 0,18	6.400	0,14 ~ 0,28
8	750	0,08 ~ 0,15	750	0,08 ~ 0,15	3.200	0,13 ~ 0,2	4.800	0,18 ~ 0,32
10	600	0,1 ~ 0,18	600	0,1 ~ 0,18	2.600	0,17 ~ 0,25	3.800	0,22 ~ 0,36
12	500	0,12 ~ 0,21	500	0,12 ~ 0,21	2.200	0,21 ~ 0,3	3.200	0,25 ~ 0,4

Note1. When using AD-LS-LDS, reduce the feed rate accordingly.

Note2. For machines that cannot achieve the speeds indicated in the table please set rotation as high as possible.

1. The indicated speeds and feeds are for drilling with [water-soluble coolant](#).
2. When using non-water-soluble coolant, reduce the drilling speed by 20%.
3. When centering on a curved or inclined surface, reduce the feed rate accordingly.
4. Centering on [Austenitic Stainless Steels](#) is not recommended. For these procedures, use the TIN-NC-LDS or the NC-LDS.

# CUTTING CONDITIONS

Drilling | Solid carbide | Cutting conditions

## AD-LDS / AD-LS-LDS

### Counter Sinking

Vc	Low Carbon Steel - Mild Steel SS400 ~500N/mm <sup>2</sup>		Carbon Steel S50C 500 ~ 710N/mm <sup>2</sup>		Alloy Steel SCM 710 ~ 900N/mm <sup>2</sup>		Special Alloy Steel-Hardened SKD61 ~28HRC ~ 900N/mm <sup>2</sup>	
	63~80m/min		40~63m/min		32~50m/min		20~30m/min	
Ø	Speed (min <sup>-1</sup> )	Feed Rate (mm/rev.)	Speed (min <sup>-1</sup> )	Feed Rate (mm/rev.)	Speed (min <sup>-1</sup> )	Feed Rate (mm/rev.)	Speed (min <sup>-1</sup> )	Feed Rate (mm/rev.)
0,5	20.000	0,005 ~ 0,05	25.000	0,005 ~ 0,05	20.000	0,005 ~ 0,05	16.000	0,005 ~ 0,05
1	10.000	0,01 ~ 0,1	16.000	0,01 ~ 0,1	10.000	0,01 ~ 0,1	8.000	0,01 ~ 0,01
2	5.000	0,02 ~ 0,18	8.000	0,02 ~ 0,18	5.000	0,02 ~ 0,18	4.000	0,02 ~ 0,18
3	7.500	0,04 ~ 0,24	5.500	0,04 ~ 0,24	4.500	0,04 ~ 0,24	2.700	0,04 ~ 0,24
4	5.700	0,04 ~ 0,24	4.100	0,04 ~ 0,24	3.300	0,04 ~ 0,24	2.000	0,04 ~ 0,24
6	3.800	0,06 ~ 0,36	2.700	0,06 ~ 0,36	2.300	0,06 ~ 0,36	1.300	0,06 ~ 0,36
8	2.800	0,08 ~ 0,38	2.000	0,08 ~ 0,38	1.700	0,08 ~ 0,38	1.000	0,08 ~ 0,38
10	2.300	0,1 ~ 0,4	1.700	0,1 ~ 0,4	1.400	0,1 ~ 0,4	800	0,1 ~ 0,4
12	1.900	0,12 ~ 0,42	1.400	0,12 ~ 0,42	1.200	0,12 ~ 0,42	650	0,12 ~ 0,42

Vc	Special Alloy Steel-Hardened SKD11 ~34HRC ~ 1060N/mm <sup>2</sup>		Quenched and Tempered Steel 45~50HRC		Cast Iron - Ductile cast iron FCD250-FC400 ~ 500N/mm <sup>2</sup>		Aluminium - Alloy Casting ADC - AC4D	
	20~30m/min		20~30m/min		63~100m/min		80~160m/min	
Ø	Speed (min <sup>-1</sup> )	Feed Rate (mm/rev.)	Speed (min <sup>-1</sup> )	Feed Rate (mm/rev.)	Speed (min <sup>-1</sup> )	Feed Rate (mm/rev.)	Speed (min <sup>-1</sup> )	Feed Rate (mm/rev.)
0,5	16.000	0,005 ~ 0,05	16.000	0,005 ~ 0,02	Note 2.	0,005 ~ 0,05	Note 2.	0,005 ~ 0,05
1	8.000	0,01 ~ 0,1	8.000	0,01 ~ 0,03	20.000	0,01 ~ 0,1	Note 2.	0,01 ~ 0,1
2	4.000	0,02 ~ 0,18	4.000	0,03 ~ 0,06	12.000	0,02 ~ 0,18	15.000	0,02 ~ 0,18
3	2.700	0,04 ~ 0,24	2.700	0,04 ~ 0,08	8.000	0,04 ~ 0,24	12.000	0,04 ~ 0,24
4	2.000	0,04 ~ 0,24	2.000	0,05 ~ 0,1	6.500	0,04 ~ 0,24	9.500	0,04 ~ 0,24
6	1.300	0,06 ~ 0,36	1.300	0,06 ~ 0,12	4.300	0,06 ~ 0,36	6.400	0,06 ~ 0,36
8	1.000	0,08 ~ 0,38	1.000	0,08 ~ 0,15	3.200	0,08 ~ 0,38	4.800	0,08 ~ 0,38
10	800	0,1 ~ 0,4	800	0,1 ~ 0,18	2.600	0,1 ~ 0,4	3.800	0,1 ~ 0,4
12	650	0,12 ~ 0,42	650	0,12 ~ 0,21	2.200	0,12 ~ 0,42	3.200	0,12 ~ 0,42

Note1 ) When using AD-LS-LDS, reduce the feed rate accordingly.

Note2 ) For machines that cannot achieve the speeds indicated in the table please set rotation as high as possible.

1. The indicated speeds and feeds are for drilling with water-soluble coolant.
2. When using non-water-soluble coolant, reduce the drilling speed by 20%.
3. When counter sinking on a curved or inclined surface, reduce the feed rate accordingly.
4. For high-speed machining, double the median value of the above cutting condition to use as upper limit.



*shaping your dreams*

#### **OSG EUROPE LOGISTICS**

Avenue Lavoisier 1  
B-1300 Z.I. Wavre - Nord - Belgium  
Tel: +32 10 23 05 07  
Fax: +32 10 23 05 51  
info@osgeurope.com

#### **OSG BELUX**

Avenue Lavoisier 1  
B-1300 Z.I. Wavre - Nord - Belgium  
Tel: +32 10 23 05 11  
Fax: +32 10 23 05 31  
info@osg-belgium.com

#### **OSG FRANCE**

Parc Icade, Paris Nord 2  
Immeuble "Le Rimbaud"  
22 Avenue des Nations  
CS66191 - 93420 Villepinte - France  
Tel: +33 1 49 90 10 10  
Fax: +33 1 49 90 10 15  
sales@osg-france.com

#### **OSG NETHERLANDS**

Bedrijfsweg 5 - 3481 MG Harmelen  
Tel: +31 348 44 2764  
Fax: +31 348 44 2144  
info@osg-nl.com

#### **OSG UK**

Shelton house, 5 Bentalls  
Pipps Hill Ind Est, Basildon Essex SS14 3BY  
Tel: +44 1268 567 660  
Fax: +44 1268 567 661  
sales@osg-uk.com

#### **CZECH, SLOVAKIA, HUNGARY**

OSG Europe Logistics S.A.  
Slovakia organizacna zlozka  
Racianská 22/A, SK-83102 Bratislava  
Slovakia  
Tel. +421 24 32 91 295  
Orders-osgsvk@osgeurope.com

#### **OSG POLAND Sp. z.o.o.**

Spółdzielcza 57  
05-074 Halinów - Poland  
Tel: +22 760 82 71  
Fax: +22 760 82 71  
osg@osg-poland.com

#### **OSG GERMANY**

Karl-Ehmann-Str. 25  
D - 73037 Göppingen - Germany  
Tel: +49 7161 6064 - 0  
Fax: +49 7161 6064 - 444  
info@osg-germany.de

#### **OSG SCANDINAVIA**

(For Scandinavian countries)  
Langebjergvaenget 16  
4000 Roskilde - Denmark  
Tel: +45 46 75 65 55  
Fax: +45 46 75 67 00  
osg@osg-scandinavia.com

#### **SWEDEN**

Branch office of OSG SCANDINAVIA  
Abrahams Gränd 8  
295 35 Bromölla - Sweden  
Tel: +46 40 41 22 55  
Fax: +46 40 41 32 55  
osg@osg-scandinavia.com

#### **OSG IBERICA**

Bekolarra 4  
E - 01010 Vitoria-Gasteiz - Spain  
Tel: +34 945 242 400  
Fax: +34 945 228 883  
osg.iberica@osg-ib.com

#### **RUSSIA**

Butlerova street, 17B, office 5069  
117342 Moscow - Russia  
Tel: +7 (495) 150 41 54  
info@osg-russia.com

#### **OSG TURKEY**

Rami Kişla Cad.No:56 Eyüp  
Istanbul 34056 - Turkey  
Tel:+90 212 565 24 00  
Fax: +90 212 565 44 00  
info@osg-turkey.com

#### **ROMSAN INTERNATIONAL CO. SRL**

Reprezentant Exclusiv OSG  
25C, Bucuresti-Magurele Street  
051431 Bucuresti - România  
Tel: +40 21 322 07 47  
Fax: +40 21 321 56 00  
romsan.int@romsan.ro

#### **AUSTRIA**

Branch office of OSG GERMANY  
Messestraße 11  
A-6850 Dornbirn  
Tel: +49 7161 6064-0  
Fax: +49 7161 6064-444  
info@osg-germany.de

#### **OSG ITALIA**

Via Cirenaiica n. 52 int. 61/63  
I - 10142 Torino - Italy  
Tel: +39 0117705211  
Fax: +39 0117705215  
info@osg-italia.it

#### **Vischer & Bolli AG**

Machining and Workholding  
Im Schossacher 17  
CH-8600 Dübendorf  
T +41 44 802 15 15  
F +41 44 802 15 95  
info@vb-tools.com

#### **OSG EUROPE LOGISTICS S.A.**

03/2019 - All rights reserved. © OSG Europe 2019.

The contents of this catalogue are provided to you for viewing only. They are not intended for reproduction either in part or in whole in this or other medium. They cannot be copied, used to create derivation work or used for any reason, by means without the express, written permission of the copyright owner. If prices are stated, they are netto unit-prices and any eventual tax(es) have to be added. The company is not responsible for any printing error in technical, price and/or any other data.

Tool specifications subject to change without notice.

[www.osgeurope.com](http://www.osgeurope.com)

